

Tools Identification and Usage Worksheet

Legacy SeaPerch Resource

www.seaperch.org

Standard SeaPerch Tools and Toolkit

Learning to properly identify and use hand tools is important to the success of the SeaPerch project.



- 1 Tool Bag – Zippered Heavy Duty
- 1 Power Drill – Corded
- 1 Soldering Iron Stand
- 1 Sandpaper Sheet – 220 Grit
- 1 PVC Cutter – Ratcheting
- 1 Digital Multimeter
- 1 Wire Strippers
- 1 Adjustable Vice – Clamp On Style
- 1 Super Glue
- 1 Alligator – Alligator Motor Test Leads
- 1 Soldering Iron – 25 Watts
- 1 Desoldering Pump
- 1 Nut Driver – ¼” Non-Magnetized
- 1 Wire Cutters
- 1 Needlenose Pliers
- 1 Phillips Screwdriver - #2
- 1 – 3/32” Drill Bit
- 1 – 1/4” Drill Bit
- 3 Alcohol Wipes
- 3 Threaded Insert Tee Nut
- 3 Nylon-Insert Hex Locknuts
- 3 Propeller Shafts
- 1 SeaSwitch Spare Parts
 - 1 SeaSwitch Complete
 - 1 Modular Jack 8P8C
 - 2 Fuseholders
 - 2 Fuses 6.3A TE5 Radial Lead
 - 2 Printed Circuit Boards
- 1 SeaPerch Construction Manual
- 2 SeaPerch Brochures

Identify the Tools



Name: _____

Usage: _____



Name: _____

Usage: _____

Identify the Tools



Name: _____

Usage: _____



Name: _____


Usage: _____

Identify the Tools



Name: _____

Usage: _____



Name: _____


Usage: _____



Name: _____

Usage: _____

Identify the Tools



Name: _____


Usage: _____



Name: _____

Usage: _____

Identify the Tools



Name: _____

Usage: _____



Name: _____


Usage: _____



Name: _____

Usage: _____

Identify the Tools



Name: _____

Usage: _____



Name: _____

Usage: _____



Name: _____

Usage: _____

Identify Common Household Tools (*not included in the SeaPerch Tool Kit*)



Name: _____

Usage: _____



Name: _____

Usage: _____
